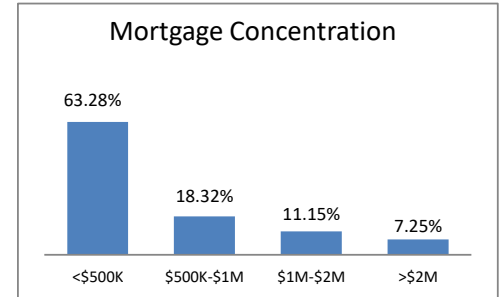
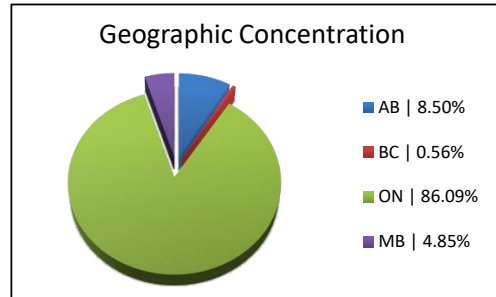



## Mortgage Portfolio Analysis: As at September 30, 2017

| Mortgages          | Balance(\$) | Average Rate |
|--------------------|-------------|--------------|
| September 30, 2017 | 43,308,838  | 12.19%       |
| September 30, 2016 | 37,608,744  | 12.63%       |

**Total Loan-to-Value\***  
**67.78%**



### Portfolio Diversification

|                                       |           |   |             |
|---------------------------------------|-----------|---|-------------|
| Number of Loans                       | 264       | Portion invested in 1st/Non-1st Mortgages | 18.6%/81.4% |
| Number of non-performance Loans**     | 9         | Residential/Commercial Exposure           | 83.3%/16.7% |
| Average Loan Size                     | \$164,049 |   |             |
| Largest Loan as % of Authorized Loans | 7.27%     |   |             |

\* Total LTV Combined First & Second Mortgages  
 \*\* Delinquent Loans more than 60 days

## Investment Analysis: As at September 30, 2017

### Investment Analysis

| Shares             | Outstanding | Price(\$) | Total(\$)  |
|--------------------|-------------|-----------|------------|
| September 30, 2017 | 4,276,174   | 10        | 42,761,739 |

| Bonds              | Outstanding |
|--------------------|-------------|
| September 30, 2017 | 2,910,000   |

**Total** **45,671,739**

100% of Investor requests for redemptions have been accommodated  
 100% of Interest Payments made to investors

### Other Investor Portfolio Stats

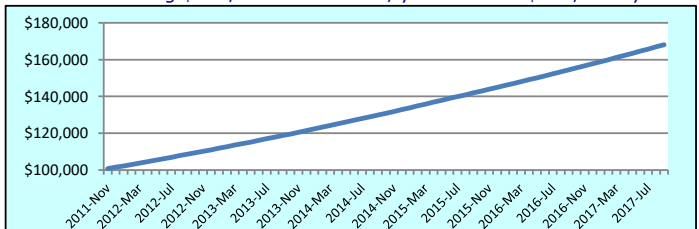
|                               |     |
|-------------------------------|-----|
| Number of investors           | 466 |
| Number of registered accounts | 256 |

**Our fund is distributed through Exempt Market Dealers and available only to accredited investors or to those investors who are otherwise exempted**

### Yield

|                            |       |
|----------------------------|-------|
| Current Month (Annualized) | 8.50% |
| Last Month (Annualized)    | 8.50% |
| Since Inception            | 8.78% |
| DRIP Program               | 8.84% |

Assume investing \$100,000 in Nov 2011, you will have \$168,094 by now.



### E & O.E.

Securities or investment strategies mentioned in this material may not be suitable for all investors or portfolios. The information contained in this material is not intended as a recommendation directed to a particular investor or class of investors and is not intended as a recommendation in view of the particular circumstances of a specific investor, class of investors or a specific portfolio. You should not take any action with respect to any securities or investment strategy mentioned herein without first consulting your own Advisors in order to ascertain whether the securities or investment strategy mentioned are suitable to your particular circumstances. This information is not a substitute for obtaining professional advice. The information contained herein has been obtained from sources believed to be reliable at the time obtained but neither Ginkgo Mortgage Investment Corporation nor its affiliates, employees, agents, or information suppliers can guarantee its accuracy or completeness. This material is not, and under no circumstances, is to be construed as an offer to sell or the solicitation of an offer to buy any securities. This material is not intended nor does it constitute tax or legal advice. Readers should consult their own lawyer, accountant or other professional advisor when planning to implement a strategy. Said material and any commentary are subject to change without notice and is provided in good faith but without legal responsibility. Past performance is not necessarily indicative of future results. In the event of any conflict or ambiguity between Chinese and English texts, the English language text shall govern.